

## PD-C 360i/8

**Item number**      **GTIN**  
 EP10425059      4015120425059

|       |      |        |      |  |
|-------|------|--------|------|--|
| Ø 8 m | 360° | ON/OFF | IP20 | 1 CH  |
|-------|------|--------|------|--|



### Technical data

#### GENERAL

|                      |  |
|----------------------|--|
| Device category      | Ceiling-mounted presence detector  |
| Included in delivery | Includes lens mask   |
| Product information  | Please note the Explanation of circuit breaker in the download area of the product!<br>Mounting position: Keep a safe distance of 5 m from radio antennas (e.g. WiFi access points). |
| User interface       | Adjusting controller, IR remote control with "blue mode" technology  |
| Remote controllable  | ✓  |
| Conformity           | CE, EAC, RoHS, SundaHus, WEEE  |
| Warranty             | 5 years  |

#### ATTACHMENT

|                                |                                     |
|--------------------------------|-------------------------------------|
| Installation type              | Flush-mounted/Device socket Ø 68 mm |
| Installation position          | Ceiling                             |
| Installation dimension         | Installation depth: 24 mm, Ø 60 mm  |
| Type of connection             | Push terminal                       |
| Connectable wire cross section | 1,5 - 2,5 mm <sup>2</sup>           |

#### HOUSING

|                                 |                              |
|---------------------------------|------------------------------|
| Dimensions                      | Height/Depth 62 mm, Ø 108 mm |
| Weight                          | 141 g                        |
| Material                        | UV-stabilised polycarbonate  |
| Protection type                 | IP20                         |
| Permissible ambient temperature | -25 °C...+50 °C              |
| Relative humidity               | 5 - 93 %, non-condensing     |
| Colour                          | white, similar to RAL 9010   |

### Product description

- Presence detector with **360° field of detection** for ceiling mounting
- **Range of up to 8 m** in diameter at a recommended installation height of 3 m (maximum height 5 m) for use in small rooms and passageways with natural lighting
- 16 A high-performance relay (tungsten pre-contact)
- Default settings ensure immediate operability

### Offers special product features such as:

- Simple parameterisation, remote control and documentation with ESY-Pen and ESY-App

#### ELECTRICAL VERSION

|                   |                  |
|-------------------|------------------|
| Control system    | ON/OFF           |
| Protection class  | II               |
| Nominal voltage   | 230 V AC / 50 Hz |
| In-rush current   | 800 A / 200 µs   |
| Power consumption | 0,3 W            |

#### SENSORS

|                                 |                         |
|---------------------------------|-------------------------|
| Detection angle                 | 360°                    |
| Detection range diagonally      | Ø 8 m                   |
| Detection range head-on         | Ø 6 m                   |
| Detection range presence        | Ø 4 m                   |
| Field of detection              | up to 50 m <sup>2</sup> |
| Recommended installation height | 3 m                     |
| Max. mounting height            | 5 m                     |
| Light measurement               | mixed light             |
| Level of brightness             | 5 - 2000 lx             |

#### CHANNELS (LIGHTING / HVAC)

|                                      |                                 |
|--------------------------------------|---------------------------------|
| Number of light channels             | 1                               |
| Push button input lighting           | 1                               |
| Push button input HVAC               | -                               |
| Slave input                          | ✓                               |
| Max. number of slave detectors       | 10                              |
| Mode                                 | Semi-automatic, Fully automatic |
| Switching delay from "dark to light" | 300 s                           |
| Switching delay from "light to dark" | 30 s                            |
| Constant light control               | -                               |
| Channel                              | C1 Lighting                     |

## PD-C 360i/8

|                    |               |
|--------------------|---------------|
| <b>Item number</b> | <b>GTIN</b>   |
| EP10425059         | 4015120425059 |

|                    |   |                       |                                     |
|--------------------|---|-----------------------|-------------------------------------|
| Function           | Switching   | Switch contact        | make contact / non-floating         |
| Switching capacity | 230 V/50 Hz, 16 AX<br>2300 W/10 A (cos phi = 1)<br>1150 VA/5 A (cos phi = 0,5)<br>600 W LED | Push button input     | ✓                                   |
|                    |   | Impulse mode          | ✓                                   |
|                    |   | Switch-off delay time | 60 s...30 min (adjustable in steps) |

### Factory settings

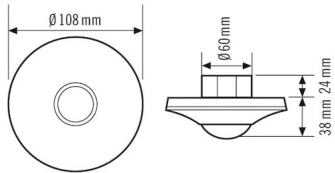
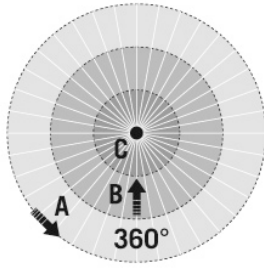
|                                   |             |   |                 |
|-----------------------------------|-------------|---|-----------------|
| <b>GENERAL</b>                    |             | Operating mode                          | fully automatic |
| Sensitivity                       | 100 %       | Level of brightness/switching threshold | 500 lx          |
| <b>CHANNELS (LIGHTING / HVAC)</b> |             | Switch-off delay time                   | 5 min           |
| Channel                           | C1 Lighting |   |                 |

### Accessories

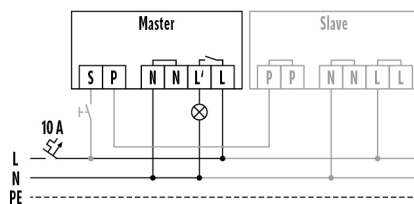
| Product designation                      | Item number | Product description  | GTIN          |
|--|-------------|--|---------------|
| <b>Ceiling-mounted presence detector</b> |             |  |               |
| PD-C 360/8 Slave                         | EP10055379  | Slave presence detector for extending the field of detection of a Master presence detector   | 4015120055379 |
| PD-C 360/24 Slave                        | EP10055386  | Slave presence detector for extending the field of detection of a Master presence detector   | 4015120055386 |
| PD-C 360/32 Slave                        | EP10427770  | Slave presence detector for extending the field of detection of a Master presence detector   | 4015120427770 |
| <b>Cover</b>                             |             |  |               |
| COMPACT COVER SET 8 SR                   | EP10425936  | Cover set for COMPACT series, 8 m, consists of cover and design ring, stainless steel appearance, similar to RAL 9006                  | 4015120425936 |
| COMPACT COVER SET 8 BK                   | EP00007521  | Cover set for COMPACT series, 8 m, consists of cover and design ring, black  | 4015120007521 |
| <b>Electrical accessories</b>            |             |  |               |
| FILTER 230 V                             | EP10426988  | Filter for suppression of inductive loads, such as relays, contactors, fluorescent lamps and transformers                              | 4015120426988 |
| <b>Mounting</b>                          |             |  |               |
| COMPACT MOUNTING BOX IP20 SM WH          | EP10425370  | Surface-mounted box for COMPACT series, IP20, white  | 4015120425370 |
| COMPACT MOUNTING BOX IP20 SM SR          | EP10425387  | Surface-mounted box for COMPACT series, IP20, silver   | 4015120425387 |
| COMPACT MOUNTING BOX IP54 SM WH          | EP10425905  | Surface-mounted box for COMPACT series, IP54, white  | 4015120425905 |
| COMPACT MOUNTING BOX IP54 SM SR          | EP10425912  | Surface-mounted box for COMPACT series, IP54, silver   | 4015120425912 |
| MOUNTING SET IP20 FM 62 WH               | EP10425929  | Recessed ceiling mounting set includes installation bracket and dust-protected box, 62 mm  | 4015120425929 |
| COMPACT MOUNTING BOX IP54 SM BK          | EP10426940  | Surface-mounted box for COMPACT series, IP54, black  | 4015120426940 |
| COMPACT MOUNTING BOX IP20 SM BK          | EP10426933  | Surface-mounted box for COMPACT series, IP20, black  | 4015120426933 |
| COMPACT APC MOUNTING BOX IP20 SM WH      | EP10426278  | Surface-mounted box IP20 for COMPACT APC DALI-2  | 4015120426278 |
| <b>Protection</b>                        |             |  |               |
| BASKET GUARD ROUND SMALL                 | EM10425615  | Basket guard for presence and motion detectors and smoke detectors, Ø 165 mm, height 70 mm   | 4015120425615 |
| BASKET GUARD ROUND LARGE                 | EM10425608  | Basket guard for presence and motion detectors and smoke detectors, Ø 180 mm, height 90 mm   | 4015120425608 |
| <b>Remote control</b>                    |             |  |               |
| ESY-Pen                                  | EP10425356  | ESY-Pen and ESY-App, two tools for every task: (1) Parameterisation, (2) remote control, (3) light measurement, (4) project management | 4015120425356 |
| REMOTE CONTROL MDi/PDi                   | EM10425509  | IR remote control for presence detectors and motion detectors  | 4015120425509 |

## PD-C 360i/8

|                    |               |
|--------------------|---------------|
| <b>Item number</b> | <b>GTIN</b>   |
| EP10425059         | 4015120425059 |

| Dimension drawing   | Field of detections  | Detection range                            |       |
|---|--|--|-------|
|  |  | <input type="checkbox"/> Diagonally (A)    | Ø 8 m |
|   |  | <input type="checkbox"/> Frontal (B)       | Ø 6 m |
|   |  | <input type="checkbox"/> Presence area (C) | Ø 4 m |

### Circuit diagram



Standard operation with optional control via a closing button and use of max. ten slave devices to one master device.

### Detailed product description

- Presence detector with **360° field of detection** for ceiling mounting
- **Range of up to 8 m** in diameter at a recommended installation height of 3 m (maximum height 5 m) for use in small rooms and passageways with natural lighting
- 16 A high-performance relay (tungsten pre-contact), ideal for switching capacitive loads such as electronic ballasts, parallel-compensated fluorescent lamps, compact fluorescent lamps, energy saving lamps
- Default settings ensure immediate operability
- and automatically controls the light depending on presence and daylight
- Simple programming using remote control with "blue mode" technology or setting elements
- Integrated toggle for setting with remote control or by adjusting controller - prevents operating errors and provides tamper protection
- Masking of interference sources by reducing sensitivity using DIP switches
- Additional switch input with toggle function "room = ON + OFF/hallway = ON"
- Detector can be used as a fully automatic or semi-automatic device
- Flush-mounted device as standard
- Surface mounting or recessed ceiling mounting with accessories
- Easily replaceable/paintable cover and design ring (available in silver as an accessory)
- Field of detection can be extended by connecting slave devices
- Targeted masking out of areas by means of an enclosed lens mask